

VIBMAR

Natural frequency : (1)
5 to 12 Hz

DESCRIPTION

The VIBMAR series has a base plate with two or four mounting holes and a tapped steel core. The elastomer is bonded to the steel.

E1N104 and E1N106 versions have a conical spring embedded in the rubber.

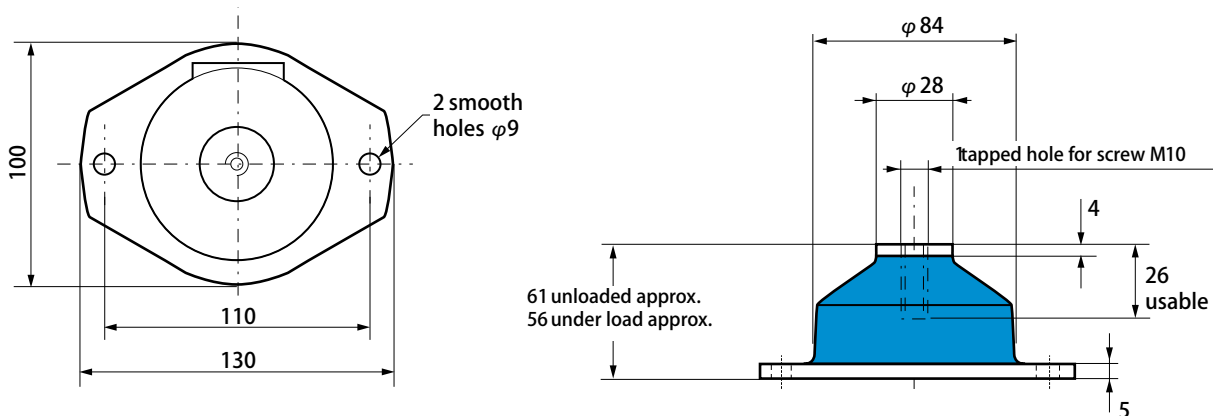
Environmental protection is provided by painting the metal parts and by coating the elastomer with an ozone resistant compound.

APPLICATIONS

These multi-axis low frequency dampers have been specially designed to protect electrical or electronic racks and marine or road transport generator sets (on board or not). They are cone-shaped to absorb considerable displacement and shocks.

(1) Natural frequencies with max/min loads, see : OPERATING CHARACTERISTICS.

DIMENSIONS



OPERATING CHARACTERISTICS

Natural frequency :

- axial : 8 to 12 Hz
- radial : 6 to 10 Hz.

Maximum permitted excitation at the natural frequency of suspension : ± 1.25 mm.

Maximum axial travel available for shocks : 30 mm.

Amplification factor at resonance : < 6 and < 4 for silicone rubber versions.

Structural strength corresponding to a continuous acceleration of 3 g with maximum load.

When suspending an enclosure, the same type of damper should be used as a stabiliser.

Operating temperature : 30°C to $+ 100^{\circ}\text{C}$.
 $- 54^{\circ}\text{C}$ to $+ 150^{\circ}\text{C}$ for silicone rubber versions.

Weight : 0.6 kg.

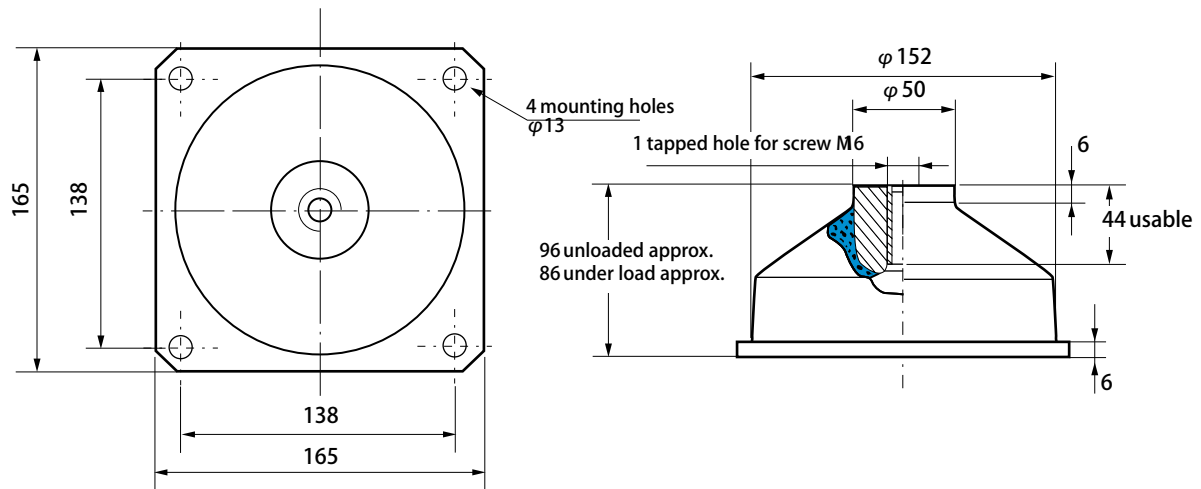
SILICONE RUBBER VERSIONS

Reference	Static loads (daN)
E1N2296-01	17-30
E1N2296-02	35-55
E1N2296-03	55-70

Reference	Static loads (daN)
E1N2296 S01	10-18
E1N2296 S02	17-25
E1N2296 S03	20-30

Note : Product available with stainless steel plates and/or alternative elastomers.
 Please consult us.

DIMENSIONS



OPERATING CHARACTERISTICS

Natural frequency :

- axial : 5 to 6 Hz
- radial : 4 to 6 Hz.

Maximum permitted excitation at natural frequency of suspension : ± 1.5 mm.

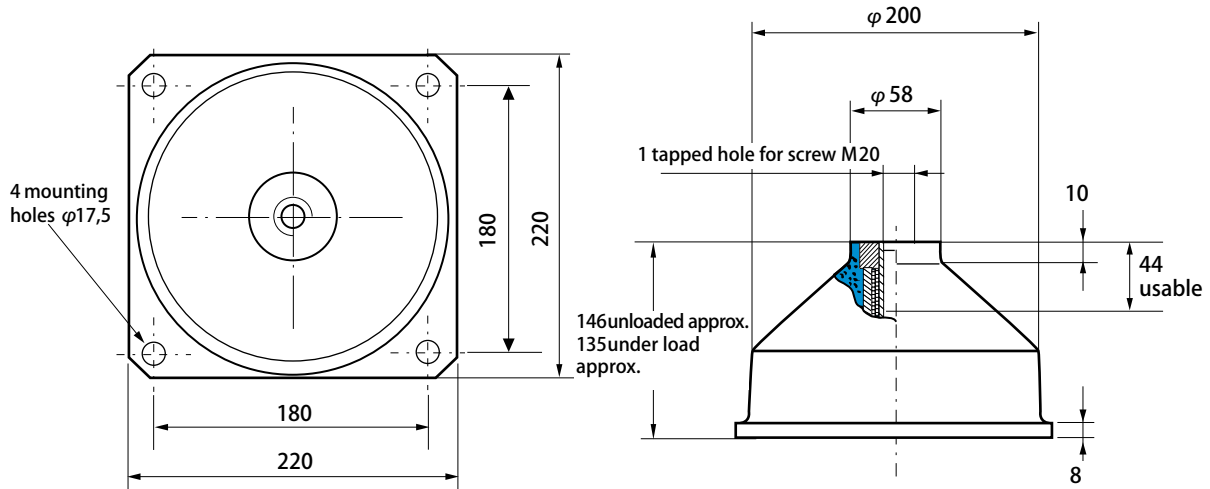
Maximum travel available for shocks : 30 mm in all directions

Weight : 2 kg.

Reference	Static loads (daN)
E1N101-01	50 - 85
E1N101-02	85 - 120
E1N101-04	130 - 210
E1N101-05	210 - 310
E1N101-06	310 - 530

Note : Product available with stainless steel plates and/or alternative elastomers on special request. Please consult us.

DIMENSIONS



OPERATING CHARACTERISTICS

Natural frequency :

- axial : 5 to 7 Hz
- radial : 6 to 8 Hz.

Maximum permitted excitation at the natural frequency of suspension : ± 1.5 mm.

Amplification factor at resonance : $4 < Q < 10$.

Maximum axial travel available for shocks : - axial ± 45 mm.

- radial ± 25 mm.

Structural strength corresponding to a continuous acceleration of 10 g with maximum load.

Weight : 2 kg.

Reference	Static loads (daN)
E1N104C45AS E1N104C60AS E1N104C75AS	200 - 360 360 - 600 500 - 800
E1N106C60AS E1N106C75AS	700 - 1000 900 - 1300