




STRAFLEX®

* Torsional flexibility

* Radial flexibility

** Axial flexibility

** Conical flexibility



DESCRIPTION

- Flexible element :
 - ① Metallic bobbins linked together by rayon fibres.
 - ② The whole unit ① is potted in natural rubber and is hexagonal.
- Flange :
 - ③ forged steel.

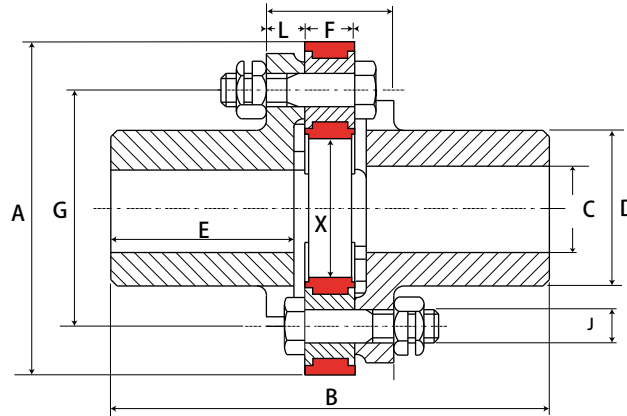
Operation

- The STRAFLEX coupling is designed with the following features :
- Radial disassembly without moving the machines that are coupled.
 - Reduced size.
 - Used at relatively high rotational speeds.

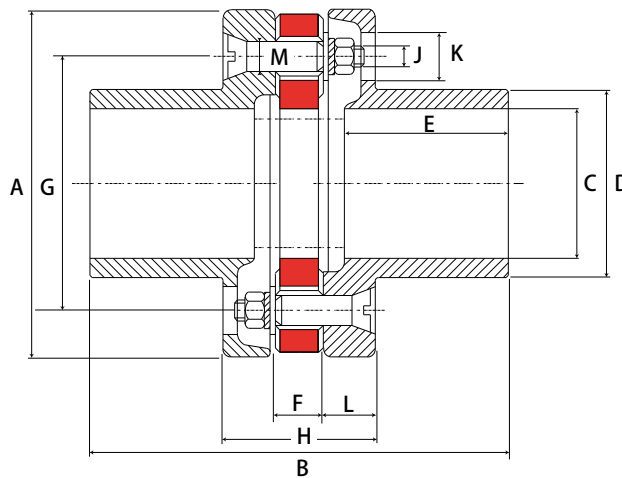
Recommendation :

- The reinforced textile structure means that it has a low tolerance to irregularities in the torque.

DIMENSIONS



Assembly of models ref. 635301, 635302, 635303, 635304



Flanges supplied unbores

Assembly of models ref. 635105, 635106, 635107: screws with countersunk heads

Warning : The coupling ref. 635100 is equipped with welded studs instead of the standard bolts. It's assembly is done simply by pushing the elements on the flanges.

Nominal torque (N.m)	Max torque (N.m)	Max speed (rpm)	Hole size C (mm)		A (mm)	B (mm)	D (mm)	E (mm)	Reference	F (mm)	G (mm)	H (mm)	J (mm)	K (mm)	L (mm)	M (mm)	X (mm)	Weight (kg)
			min	max														
50	100	6000	-	30	78	80	43	32	635100	12	50	32	-	-	8	7.8	20	1.3
100	200	5500	-	30	94	115	42	40	635301	15	65	37	10	-	11	-	28	1.6
200	400	5000	-	40	120	158	56	66	635302	18	85	46	12	-	14	-	40	3
400	800	4500	-	48	140	171	68	70	635303	21	100	55	14	-	17	-	44	5.5
800	1600	3500	-	60	178	222	90	93	635304	26	132	68	16	-	21	-	66	12
1600	3200	2800	-	100	232	280	126	110	635105	32	170	102	14	32	35	20	86	36
3200	6400	2400	-	110	268	340	142	123	635106	42	190	130	16	37	44	24	94	50
6000	12000	2000	-	145	330	424	184	160	635107	48	240	136	16	37	44	24	120	97

1 N.m ≈ 0.1 mkg

Please see current price list for availability of items.

The maximum torque is considered to be an infrequent start-up torque and is not periodic.

PARTS LIST

Coupling reference	Flexible element ref.	Qty	Flange reference	Qty	Coupling reference	Flexible element ref.	Qty	Flange reference	Qty
635100	635631	1	331100	2	635301	635632	1	321315	2
635105	635636	1	321826	2	635302	635633	1	321325	2
635106	635637	1	331106	2	635303	635634	1	321335	2
635107	635619	1	331107	2	635304	635635	1	321345	2